

www.elotouch.com

Quick Installation Guide

Temperature Sensor Pro

Revision B
P/N E602844

Elo Touch Solutions Technical Support

Online self-help:
www.support.elotouch.com

Americas
Tel +1 408 597 8000
elosales.na@elotouch.com

Asia Pacific
Tel +86 (21) 3329 1385
www.elotouch.com.cn

Europe (EMEA)
Tel +32 (0)16 70 45 00
EMEA.Sales@elotouch.com

The information in this document is subject to change without notice. Elo Touch Solutions, Inc. and its Affiliates (collectively "Elo") makes no representations or warranties with respect to the contents herein, and specifically disclaims any implied warranties of merchantability or fitness for a particular purpose. Elo reserves the right to revise this publication and to make changes from time to time in the content hereof without obligation of Elo to notify any person of such revisions or changes.

No part of this publication may be reproduced, transmitted, transcribed, stored in a retrieval system, or translated into any language or computer language, in any form or by any means, including, but not limited to, electronic, magnetic, optical, chemical, manual, or otherwise without prior written permission of Elo Touch Solutions, Inc.


Elo (logo) and Elo Touch Solutions are trademarks of Elo and its Affiliates.

© 2020 Elo Touch Solutions, Inc. All rights reserved. 




Installation

Please go to www.elotouch.com/support to verify you have the latest drivers before installing this device.




1. Some systems have more than one mounting option. Select the top location to mount the Temperature Sensor Pro.




4. Install the 2 flat head screws included with the kit.




2. Remove the selected peripheral cover from the display head to expose the peripheral bay.



5. Remove the protective film from the included mylar covers and place the covers over the screws.



3. Gently press the Temperature Sensor Pro into the peripheral bay making sure the connector is mated.



6. Connect the micro-USB cable to another Edge Connect port to provide additional power for the Temperature Sensor Pro.

Legal Disclaimer:

The Elo Access Temperature Sensor is not intended to diagnose, treat, cure, mitigate, or prevent any disease or health condition, including COVID-19. An indication of an elevated body temperature should be confirmed by a secondary evaluation method (such as a non-contact infrared thermometer or clinical grade contact thermometer). Use only as directed; various environmental and methodological factors can impact thermal imaging. HIPAA compliance is responsibility of user. This is not an FDA-approved device. Not available in all areas.