



## Quick Installation Guide

# IDS 5503L

Revision A  
P/N E530204

### Elo Technical Support

Online self-help: [www.elotouch.com/support](http://www.elotouch.com/support)

#### America

800-ELO-TOUCH  
Tel +1 408 597 8000  
[elosales.na@elotouch.com](mailto:elosales.na@elotouch.com)

#### Europe (EMEA)

Tel +32 16 930 136  
[emea.sales@elotouch.com](mailto:emea.sales@elotouch.com)

#### Asia Pacific

Tel +86 (21) 3329 1385  
[EloAsia@elotouch.com](mailto:EloAsia@elotouch.com)

The information in this document is subject to change without notice. Elo Touch Solutions, Inc. and its Affiliates (collectively "Elo") makes no representations or warranties with respect to the contents herein, and specifically disclaims any implied warranties of merchantability or fitness for a particular purpose. Elo reserves the right to revise this publication and to make changes from time to time in the content hereof without obligation of Elo to notify any person of such revisions or changes.

No part of this publication may be reproduced, transmitted, transcribed, stored in a retrieval system, or translated into any language or computer language, in any form or by any means, including, but not limited to, electronic, magnetic, optical, chemical, manual, or otherwise without prior written permission of Elo Touch Solutions, Inc.

Elo and the Elo logo are either trademarks or registered trademarks of Elo Touch Solutions, Inc..

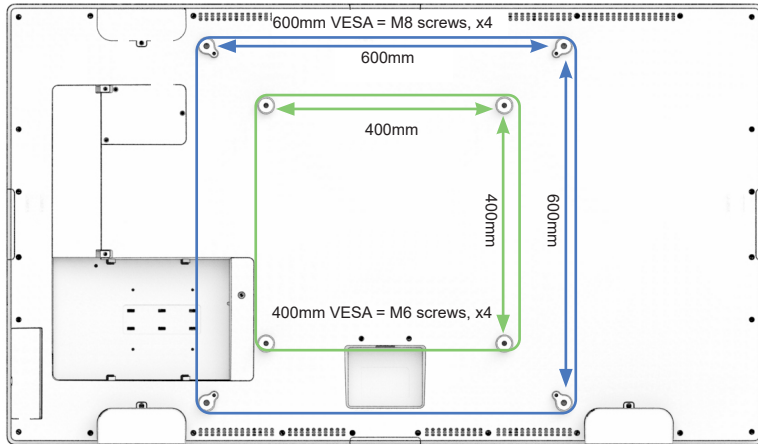


Go to [www.elotouch.com/support](http://www.elotouch.com/support) to download user manual.  
 请访问 [www.elotouch.com.cn](http://www.elotouch.com.cn) 获取用户手册请保留备用

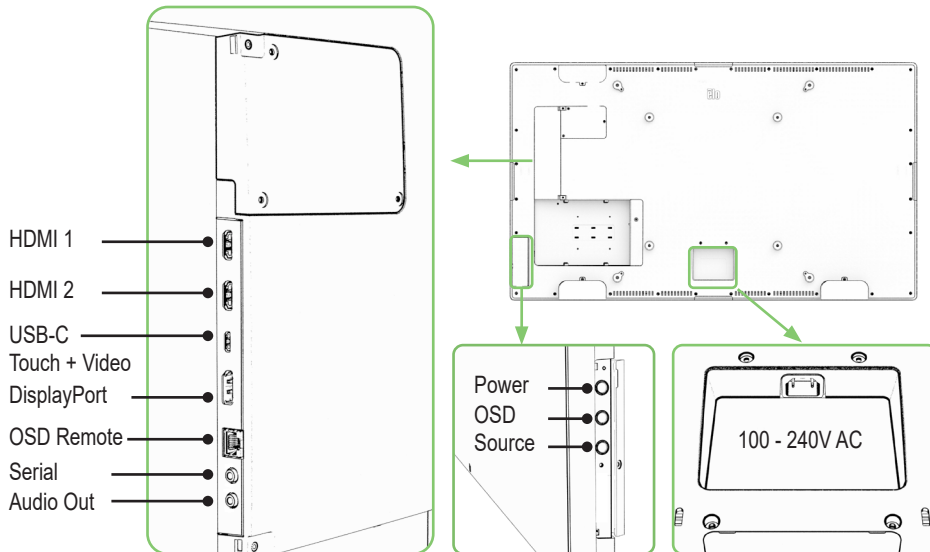
## 1. Mounting IDS Display (VESA Mount)

(Compatible Elo low-profile wallmount kit P/N E727774 available at [www.elotouch.com](http://www.elotouch.com))

Some third-party VESA mounts have brackets that interfere with the Elo ECM. Extension spacers and longer mounting screws are included with the ECM kit to add clearance for the Elo ECM. Spacers are not required when using the Elo low-profile wallmount kit.

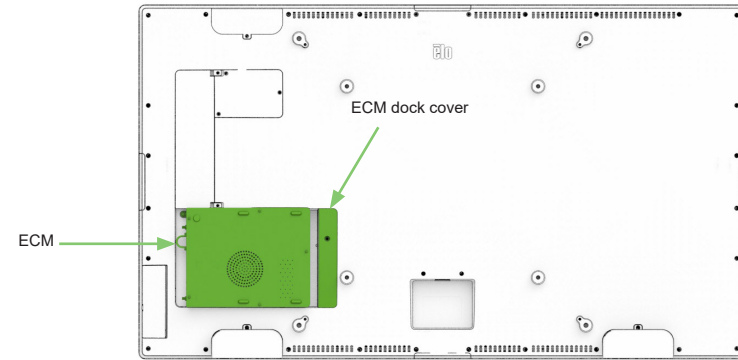


## 2. Connections



## 3. Elo Computer Module Mounting (ECM sold separately)

(Remove ECM dock cover to access docking connections)



## 4. Elo Edge Connect Peripheral Mounting

Each edge of the IDS display has a removable snap on cover for mounting Elo Edge Connect™ peripherals.

**Additional peripherals sold separately:**

Magnetic Stripe Reader P/N: E001002

NFC Reader

P/N: E001004

Bar Code Scanner P/N: E093433

Other Peripherals available at [www.elotouch.com](http://www.elotouch.com)

Fingerprint Reader P/N: E001001

